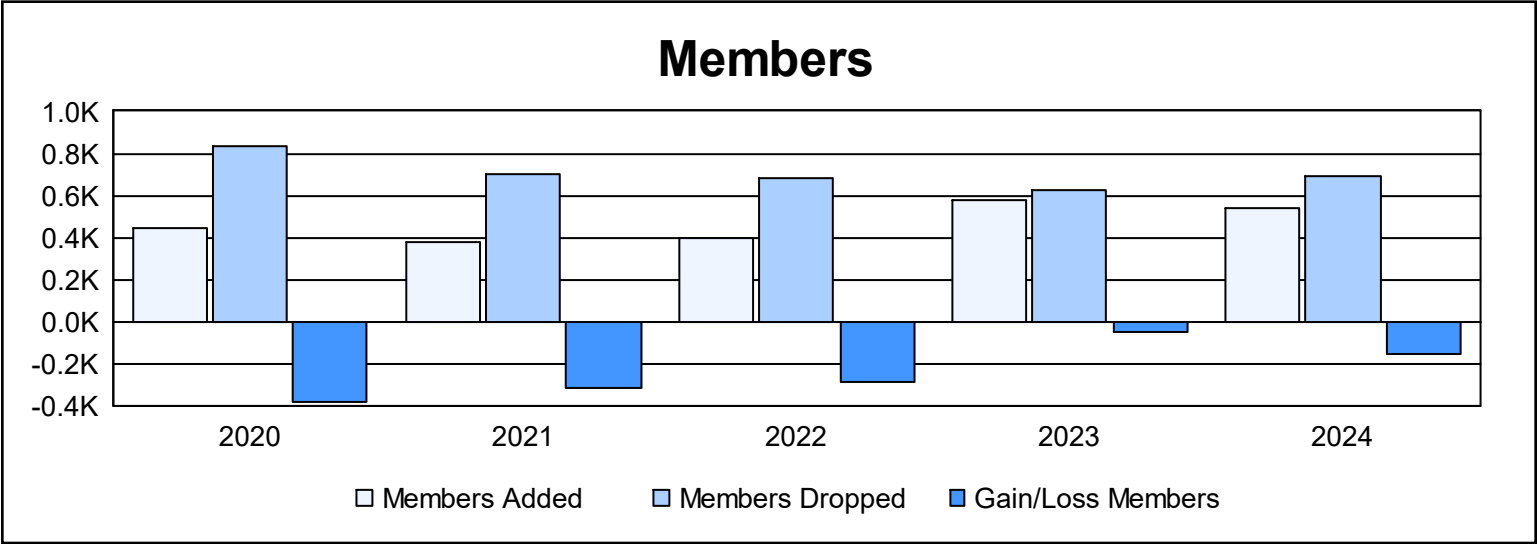
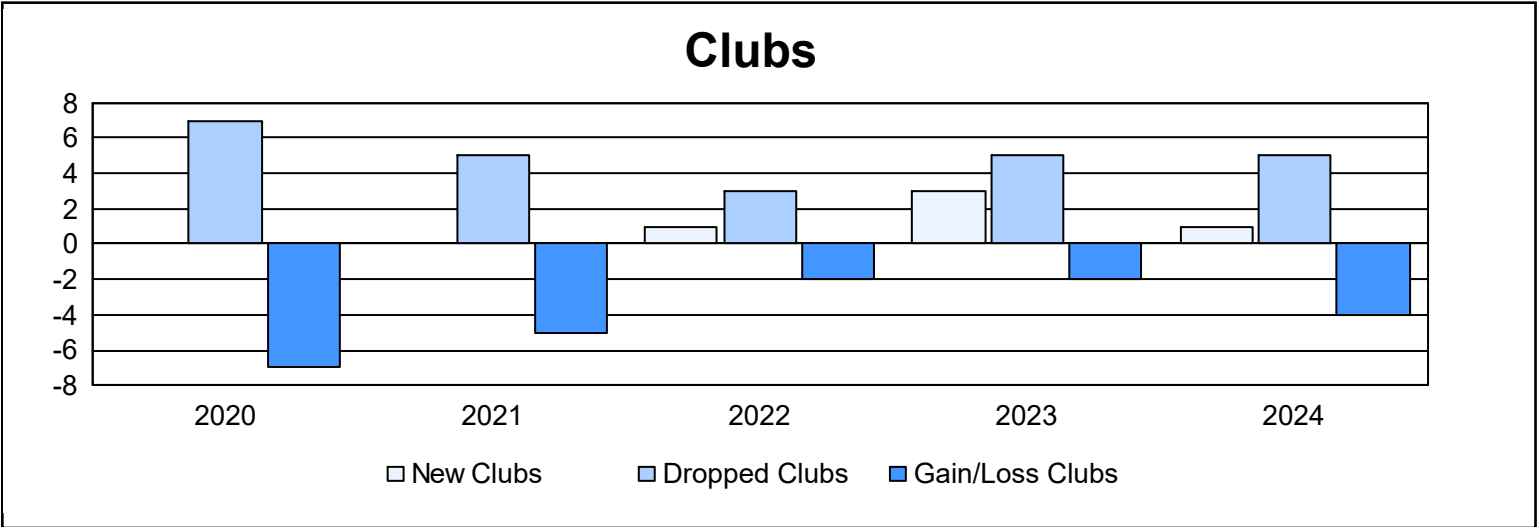
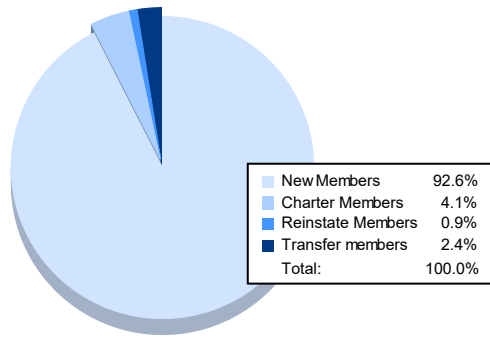


Year	New Clubs	Dropped Clubs	Gain/ Loss Clubs	New Members	Charter Members	Reinstate Members	Transfer Members	Total Member Added	Total Members Dropped	Gain/ Loss Members
2019-2020	0	7	-7	436	0	7	4	447	832	-385
2020-2021	0	5	-5	359	3	6	9	377	697	-320
2021-2022	1	3	-2	352	28	5	8	393	678	-285
2022-2023	3	5	-2	468	91	6	8	573	623	-50
2023-2024	1	5	-4	503	22	5	13	543	694	-151
Average	1	5	-4	424	29	6	8	467	705	-238



### Membership Composition June 2024 Cumulative



### Gender Composition June 2024 Cumulative

